
















Name: \_\_\_\_\_ Date: \_\_\_\_\_

Goal: \_\_\_\_\_

I will focus on:

<p>feelings</p> 	<p>motion</p> 	<p>sounds</p> 	<p>smells</p> 	<p>textures</p> 	<p>tastes</p> 	<p>colours</p> 	<p>shapes and sizes</p> 	<p>message... lesson... theme... ideas...</p> 
<p>what's happening?</p> 	<p>who</p> 	<p>where? when?</p> 	<p>what's important? why?</p> 	<p>sequence</p> 	<p>problems, issues, actions</p> 	<p>how? why?</p> 	<p>next... why?</p> 	

© Susan Close Learning 2016 Desktop (Eng)

Idea-sketch

Tagline: \_\_\_\_\_

A↔B: send & coach


- ✓ Put a check on evidence you met your goal.
- Strengths in my work:** I noticed \_\_\_\_\_
- \_\_\_\_\_
- A↔B talk:** new ideas... connections... questions...
- Goal:**